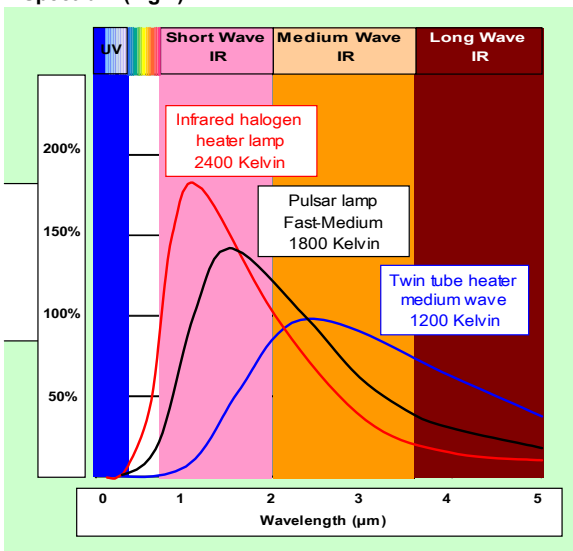


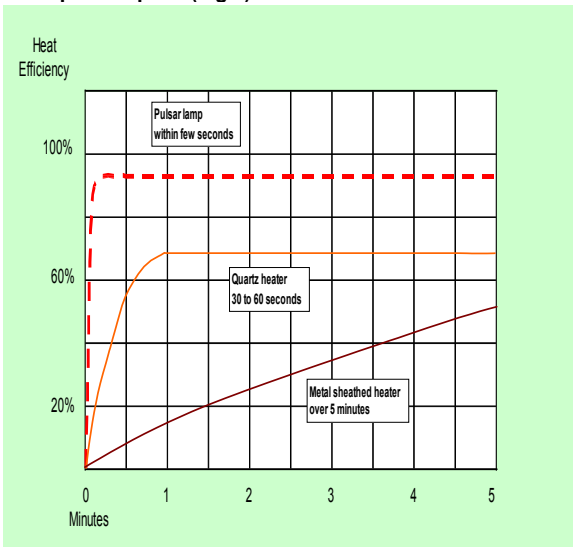
Fast Medium Wave Lamp



Spectrum (Fig.1)



Response speed (Fig.2)



PULSAR

TOSHIBA new PULSAR lamps are the fast-response medium wave infrared heater and can be switched on and off within few seconds, converting more than 85% of input power into infrared heat to meet the voice of professional users. Medium wave infrared is particularly matched to drying process for surface and/or thin materials in plastics, textile, automotive, printing industry and numerous industrial processes.

TOSHIBA PULSAR lamp is state of the art and comprises finely coiled tungsten filament surrounded by a sealed quartz tube. Thanks to halogen gas cycle inside sealed quartz tube, PULSAR realizes:

- Long life 5000h on average
- High power density up to 53W/cm
- Medium color temperature around 1800 Kelvin (around 1500°C) – see Fig.1
- Emitting medium infrared waveband at 1.6µm peak wavelength – see Fig.1

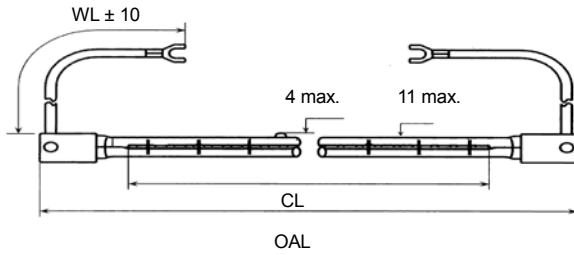
TOSHIBA PULSAR lamp gives more than 90% of full power into infrared heat as it is a halogen lamp, whilst 60 to 70% by a classical quartz heater and less than 50% by a metal-sheathed heater. PULSAR gives also instant heat and can be switched on within few seconds – see Fig.2

Hence benefits of PULSAR lamp are:

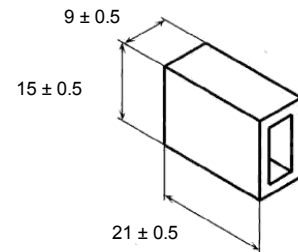
- z High speed = within few seconds.
- z High power = up to 53W/cm.
- z High efficiency = more than 85% of input power into infrared heat.
- z Long life = 5000h.

Pulsar standard line-up

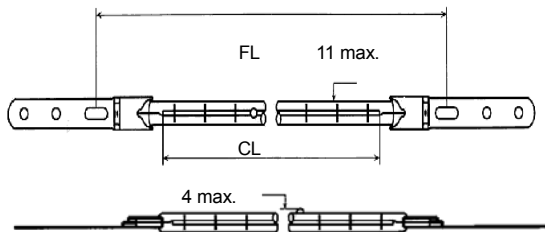
Type 1



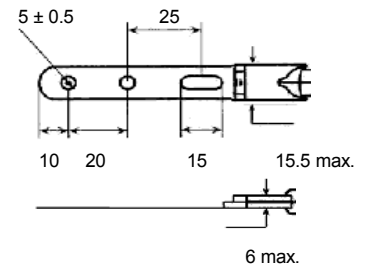
Base dimensions for Type 1



Type 2



Metal clip dimensions for Type 2



Part list

Part code	Volts (V)	Watts (W)	Drawing	Wire length WL(mm)	Overall length OAL (mm)	Fixation length FL (mm)	Heating length CL (mm)	Base	Glass	Tube size Max (mm)	Burning position	Life
JHM 235V 1000W 272 BfU	230 - 240	1000	TYPE1	210 ± 10	352 ± 2	-	272	Bf	CLEAR	11	Universal	5000
JHM 235V 1000W 272 JU	230 - 240	1000	TYPE2	-	-	370 ± 10	272	J	CLEAR	11	Universal	5000
JHM 235V 1500W 280 BfU	230 - 240	1500	TYPE1	210 ± 10	352 ± 2	-	280	Bf	CLEAR	11	Universal	5000
JHM 235V 1500W 280 JU	230 - 240	1500	TYPE2	-	-	370 ± 10	280	J	CLEAR	11	Universal	5000
JHM 400V 2000W 410 JU	400	2000	TYPE2	-	-	508 ± 10	410	J	CLEAR	11	Universal	5000
JHM 400V 3000W 700 BfU	400	3000	TYPE1	210 ± 10	787.5 ± 2	-	700	Bf	CLEAR	11	Universal	5000
JHM 400V 3000W 700 JU	400	3000	TYPE2	-	-	798 ± 10	700	J	CLEAR	11	Universal	5000